




**adbri**MASONRY  
inspired living



TAS | RETAINING WALL

LANDSCAPE SOLUTIONS

# AUSTRALIA'S LEADING MASONRY MANUFACTURER

From making better use of sloped land, to simple garden edging, Adbri Masonry has a retaining wall for every application. This selection guide contains information, helpful hints and insights which will help you with your next retaining wall project.

Retaining walls are a key element to any outdoor area, helping set the tone of space through bold feature walls or even by simply framing garden areas. Working seamlessly with Adbri Masonry's brilliant paving solutions, our range of retaining walls are as practical as they are visually appealing.

Whether it is making better use of precious space or crafting new areas for planting your green creations, Adbri Masonry will have the perfect retaining wall solution for your next project.



## JASON HODGES *LANDSCAPING EXPERT*

Jason Hodges is Adbri's DIY landscaping expert! Jason has over 20 years experience as a landscaper and more recently, an international award winning landscape designer. Learn from Jason and look out for his hints and tips to help you get the most from your outdoor space.

A handwritten signature in black ink that reads "Jason Hodges".

Jason Hodges | Landscaping Expert

# ADD VALUE TO YOUR PLACE THIS WEEKEND

Extend your living space  
with a new outdoor room

PAVED COURTYARD



Create depth and character  
in your garden

GARDEN WALL

For the full range of my hints, tips and DIY videos scan the  
QR code or visit us at [adbrimasonry.com.au/diy](http://adbrimasonry.com.au/diy)



# Versawall®

The Versawall® system is a unique interlocking retaining wall system perfect for constructing pure vertical DIY walls and planter boxes to 800mm in height or up to 1400mm with engineering and No Fines Concrete.



RECOMMENDED FOR



Garden Steps



Landscaped Wall



Engineered Wall



Vertical Walls



Versawall® | Charcoal

AVAILABLE SIZES



Versawall® Standard Unit  
12.5 units per m<sup>2</sup>



Versawall® Corner Unit



Versawall® Cap  
2.56 units per l/m

*Maximum non reinforced height 800mm+Cap (4 courses)  
or up to 1400mm with no fines concrete*



For more inspirational imagery  
scan the QR code or visit  
[adbrimasonry.com.au](http://adbrimasonry.com.au)



COLOUR OPTIONS

OATMEAL




CHARCOAL



Whilst these swatches provide a good indication of the products colour, you should always sight product samples before use. Due to natural variations in aggregates, colours may vary.

# Natural Impressions® Flagstone

A unique multi piece retaining wall system featuring five block profiles that when used together, creates a random, natural looking wall.



RECOMMENDED FOR



Curved walls



Garden Edging



Garden Steps



Landscaped Wall



Engineered Wall



Set Back Walls



Natural Impressions® | Ironstone

AVAILABLE SIZES



Natural Impressions® Flagstone Block  
33.3 units per m<sup>2</sup>



Natural Impressions® Flagstone Cap  
3.33 units per l/m

*Maximum non-reinforced height 800mm + cap (8 courses)*



For more inspirational imagery  
scan the QR code or visit  
[adbrimasonry.com.au](http://adbrimasonry.com.au)



COLOUR OPTIONS

BLUESTONE



SANDSTONE




IRONSTONE



Whilst these swatches provide a good indication of the products colour, you should always sight product samples before use.

# Windsor

Windsor is a practical, DIY friendly set back retaining wall which can be built to over 1 metre in height without engineering.





RECOMMENDED FOR



Curved walls



Garden Steps



Landscaped Wall



Engineered Wall



Setback Walls\*



Versastone® | Ivory

AVAILABLE SIZES



Windsor Block  
33.3 units per m<sup>2</sup>

*Maximum non reinforced height 1040mm (8 courses)*



For more inspirational imagery  
scan the QR code or visit  
[adbrimasonry.com.au](http://adbrimasonry.com.au)



COLOUR OPTIONS

Whilst these swatches provide a good indication of the products colour, you should always sight product samples before use.

GOLCONDA



AURORA




ELTON CREAM



TERRACOTTA




BLACK



# Canterbury

Canterbury is a fantastic DIY product ideal for creating straight garden edges or planter boxes.



RECOMMENDED FOR



Curved walls



Garden Edging



Garden Steps



Landscaped Wall



Engineered Wall




Vertical Walls



Canterbury | Maria


AVAILABLE SIZES



Canterbury Standard  
30 units per m<sup>2</sup>



Canterbury Corner



Canterbury Cap  
2.56 units per l/m

Maximum non reinforced height 900mm + Cap (6 courses)



For more inspirational imagery  
scan the QR code or visit  
[adbrimasonry.com.au](http://adbrimasonry.com.au)



COLOUR OPTIONS

MARIA



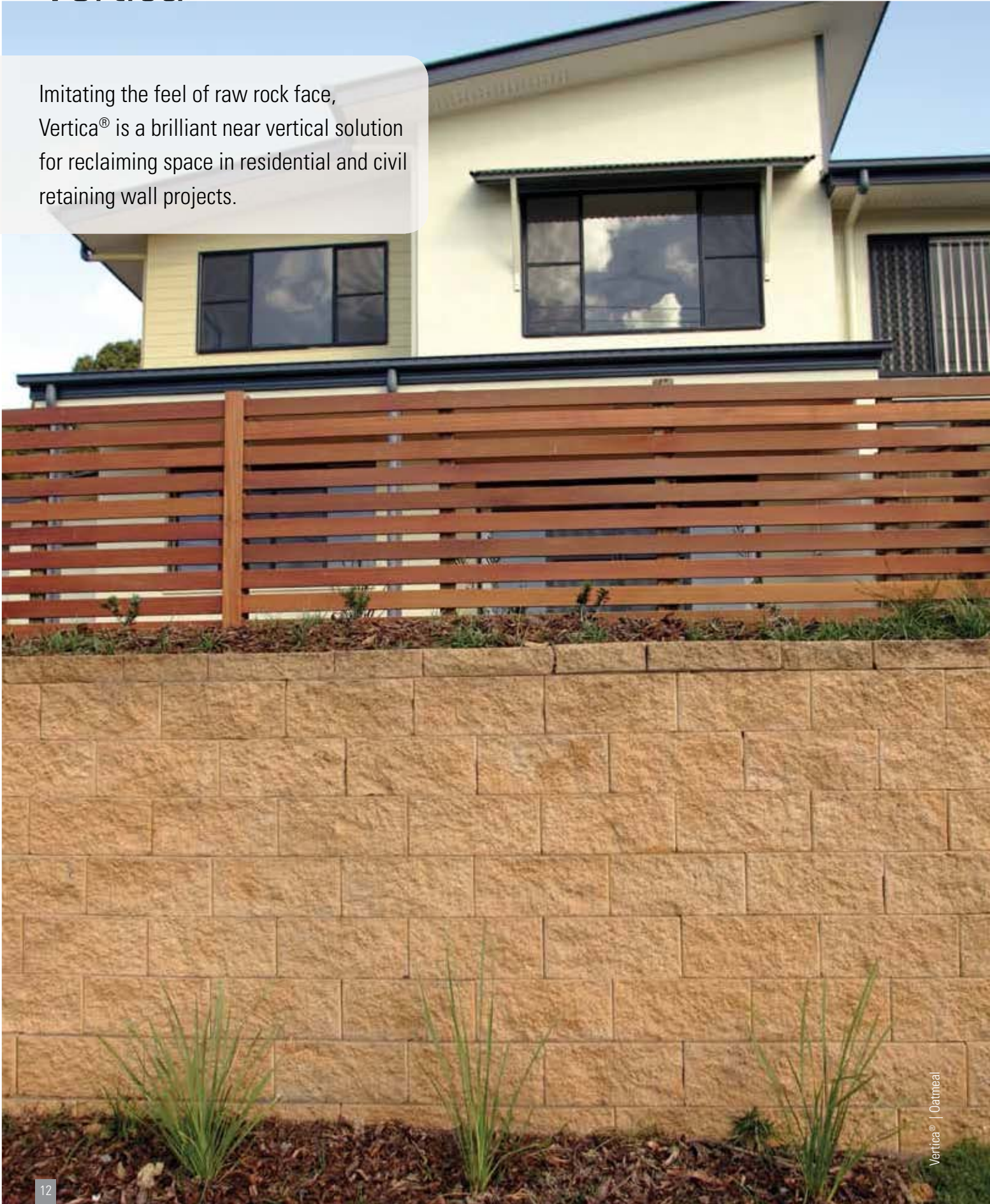
BLACK



Whilst these swatches provide a good indication of the products colour, you should always sight product samples before use.

# Vertica®

Imitating the feel of raw rock face, Vertica® is a brilliant near vertical solution for reclaiming space in residential and civil retaining wall projects.



RECOMMENDED FOR



Curved walls



Landscaped Wall



Engineered Wall



Vertical Walls



Vertica® | Charcoal

AVAILABLE SIZES



Vertica®  
11.1 units per m<sup>2</sup>



Vertica® Cap  
2.56 units per l/m

Maximum non reinforced height 1000mm + Cap (5 courses)



For more inspirational imagery  
scan the QR code or visit  
[adbrimasonry.com.au](http://adbrimasonry.com.au)



COLOUR OPTIONS

OATMEAL



CHARCOAL



Whilst these swatches provide a good indication of the products colour, you should always sight product samples before use.

# Meadow Stone

Meadow Stone is a multi piece retaining wall system featuring three different block sizes which allows you to create natural looking garden and retaining walls with the random appearance of real stone.



RECOMMENDED FOR



Curved walls



Garden Steps



Landscaped Wall



Engineered Wall




Setback Walls\*



Meadow Stone | Blue Mountain

AVAILABLE SIZES



Meadow Stone 150mm Unit\*  
8.3 pairs per m<sup>2</sup>



Meadow Stone 250mm Unit\*  
8.3 pairs per m<sup>2</sup>

*\*150mm and 250mm units sold as a pair*



Meadow Stone 400mm Unit  
8.3 units per m<sup>2</sup>



Meadow Stone Cap  
3.3 units per 1/m

*Maximum non reinforced height 1000mm + Cap (5 courses)*



For more inspirational imagery  
scan the QR code or visit  
[adbrimasonry.com.au](http://adbrimasonry.com.au)



COLOUR OPTIONS



Whilst these swatches provide a good indication of the products colour, you should always sight product samples before use.

RECOMMENDED FOR



Garden Edging

# Border Stone



Border Stone | Terracotta

## AVAILABLE SIZES



Border Stone  
4.8 units per l/m

*Maximum non reinforced height 300mm+Cap (3 courses)*



For more inspirational imagery  
scan the QR code or visit  
[adbrimasonry.com.au](http://adbrimasonry.com.au)



## COLOUR OPTIONS

ELTON CREAM



SANDSTONE



RED OCHRE




CHARCOAL

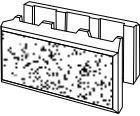

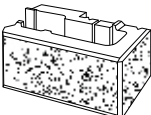
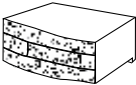

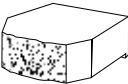
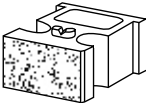
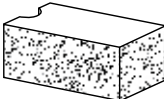
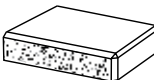
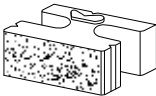
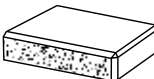


Whilst these swatches provide a good indication of the products colour, you should always sight product samples before use. Due to natural variations in aggregates, colours may vary.


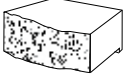

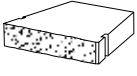
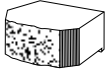




# RETAINING WALL RANGE

Products	Range	Size (mm) w x h x d	No. per m <sup>2</sup>	No. per tonne	No. per pallet	Colours
	Versawall® Standard Unit	400 x 200 x 215	12.5	46.5	60	Charcoal Oatmeal
	Versawall® Cap	390 x 80 x 300	2.56L/m	54	72	
	Versawall® Corner Unit	390 x 200 x 215	-	46.5	60 (30L/30R)	
	Natural Impressions® Flagstone	300 x 100 x 175	33.33	106	144	Bluestone Ironstone Sandstone
	Natural Impressions® Flagstone Cap	300 x 50 x 200	3.33 L/m	168	216	
	Windsor Standard Unit	300 x 203 x 130	25.6	72	120	Elton Cream Golconda Terracotta Black Aurora
	Canterbury Standard	220 x 300 x 150	30	63	100	Black Maria
	Canterbury Corner	300 x 187 x 150	-	45	132	
	Canterbury Cap	390 x 80 x 300	2.56 L/m	54	72	
	Vertica®	450 x 280 x 200	11.1	25	32	Charcoal Oatmeal
	Universal Cap	390 x 80 x 300	2.56 L/m	54	72	

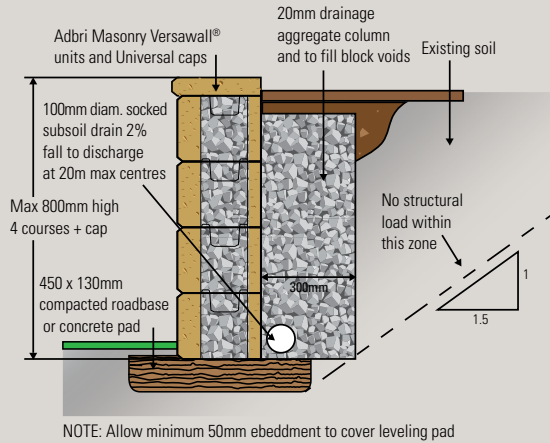
For maximum non reinforced wall heights please refer to cross sections on page 20-21

Products	Type	Size (mm) w x h x d	No. per m <sup>2</sup>	No. per tonne	No. per pallet	Colours
	Meadowstone 1/3 Unit (sold as pair with 2/3 unit)	150 x 200 x 150	8.3 per pair	43.5 per pair	60 per pair	Bondi Sand Blue Mountain
	Meadowstone 2/3 Unit (sold as pair with 1/3 unit)	250 x 200 x 150				
	Meadowstone Full Unit	400 x 200 x 150	8.3	48	60	
	Meadowstone Cap	300 x 200 x 60	3.8 L/m	147	168	
	Border Stone	210 x 145 x 100	4.8 L/m	167	288	Elton Cream Sandstone Red Ochre Charcoal

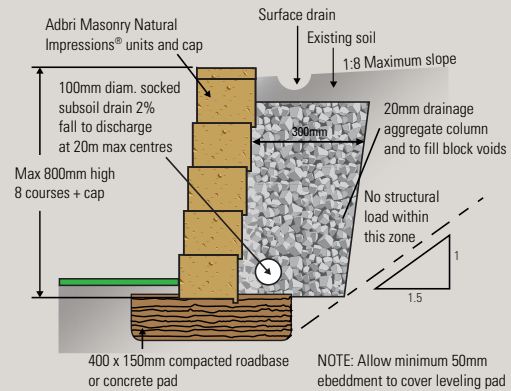
*For maximum non reinforced wall heights please refer to cross sections on page 20-21*

# TYPICAL CROSS SECTIONS

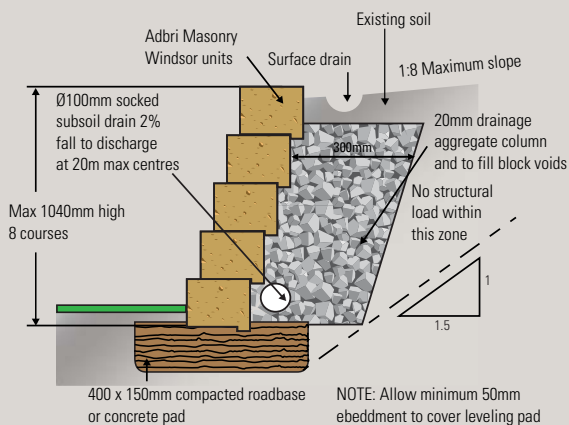
## VERSAWALL® CROSS SECTION



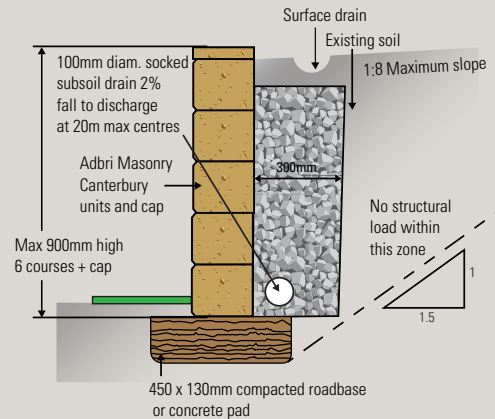
## NATURAL IMPRESSIONS® FLAGSTONE CROSS SECTION



## WINDSOR CROSS SECTION



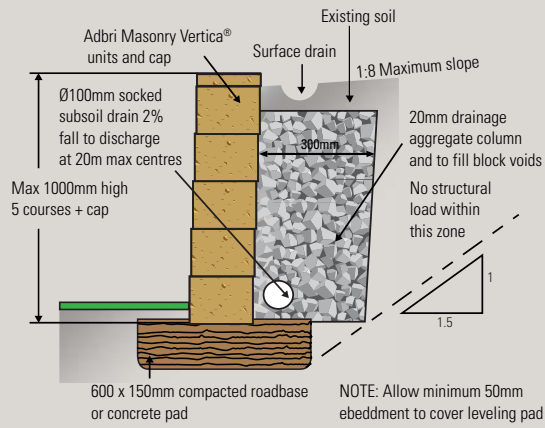
## CANTERBURY CROSS SECTION



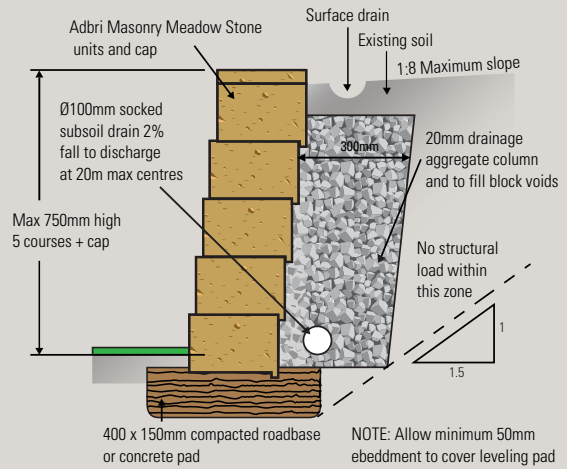
## NOTES

- All cross sectional diagrams are not to scale
- All retaining walls are designed to CMAA document .MA53 (Segmental Concrete Gravity Retaining Walls Design and Construction Guide).
- All retaining walls shall comply with AS 4678 Structure Classification A.
- These diagrams are only applicable to retaining walls that incorporate an impermeable surface membrane and drainage system such that there can be no ingress of any water into the soil behind the retaining wall.
- These diagrams are applicable to cuts in situ soils. The diagrams are not applicable to cohesive fill.

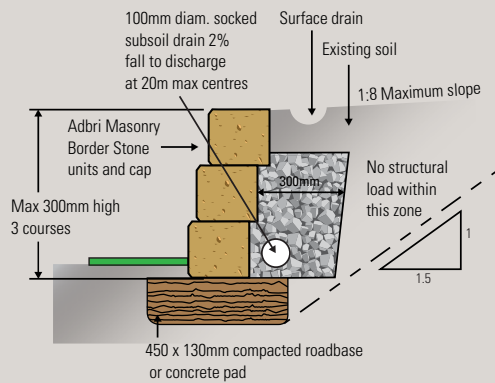
## VERTICA® CROSS SECTION



## MEADOW STONE CROSS SECTION



## BORDER STONE CROSS SECTION



## NOTES CONT.

- All retaining walls are designed for an imposed surcharge load of 2.5 kPa. If imposed loads greater than 2.5 kPa are expected, these designs will not be appropriate.
- Levelling pad: a levelling pad may consist of compacted material (5% cement stabilised crushed rock) for wall heights up to 800mm. Walls over 800mm high must use 20MPa concrete for the leveling pad.
- This design information is a guide only. For walls exceeding the nominated heights as above, please refer to the Retaining Wall Systems Technical Brochure. Walls exceeding maximum heights shown will need to be designed and certified by a qualified engineer. Please consult your local council to confirm if you require council approval for your proposed retaining wall.

# DIY with Adbri

## 1 CHOOSE PRODUCT



Select a retaining wall product by browsing through this catalogue or scanning the QR code and searching online at [adbrimasonry.com.au](http://adbrimasonry.com.au).

## 2 CALCULATE QUANTITY



Calculate the amount of retaining wall blocks you require with our easy online calculator. Visit [adbrimasonry.com.au](http://adbrimasonry.com.au) or scan the QR code above.



**Order 10% more for every retaining wall project to account for cuts.**



# 3 Simple Steps ...

## 3 BUILD YOUR WALL



### STEP BY STEP GUIDES

For a complete step by step set of laying instructions including pdf download visit the brochure download section of our website at

[adbrimasonry.com.au/homeowners/brochure-download](http://adbrimasonry.com.au/homeowners/brochure-download)



### DIY VIDEOS

Alternatively learn from the expert Jason Hodges using our project specific DIY videos at [adbrimasonry.com.au/jason-hodges-diy-videos](http://adbrimasonry.com.au/jason-hodges-diy-videos)



For DIY videos, hint and tips as well as more inspirational galleries visit [adbrimasonry.com.au](http://adbrimasonry.com.au).

Let's do a project today!



## Other Adbri Masonry Home Solutions



TAS Paving  
Landscape Solutions



Segmental Retaining Wall



Architectural Brick

Pick up your copy in store or download from [adbrimasonry.com.au/brochures](http://adbrimasonry.com.au/brochures)

We will not accept any returns or claims more than 7 days after delivery or after products have been installed. We will not accept returns unless transport arrangements have been agreed and the products are in 'as received' condition and accessible for collection. We will only accept returns as follows:

- Paving and Retaining Walls - returns accepted only in full pallets stacked in original configuration.
- No returns accepted for any made to order product.

**Free pallet collection service freecall 1800 674 961 or drop pallets back to place of purchase or lodge your pallet pick up online at [adbrimasonry.com.au](http://adbrimasonry.com.au)**

Pallets remain Adbri Masonry property. Please telephone us for collection of pallets and keep pallets empty and stacked in a safe and accessible area for collection.

The information in this brochure is to be used only with the specific Adbri Masonry products shown. All images, designs, drawings and other depictions of the installation and/or use of products in this document are examples only, and should not be relied on. To the maximum extent permitted by law, in no circumstances will Adbri Masonry be liable to any party for any direct, indirect, consequential, incidental, special or economic loss, damage or injury (which may include loss of profits, loss or damage to goodwill, direct or indirect loss or damage to equipment or property, loss or damage arising from accident, loss of profits or other commercial losses) suffered or incurred by that party.

Adbri Masonry makes no express warranties or representations regarding the products, designs or information set out in this document, and to the maximum extent permitted by law, excludes all representations, warranties, terms, conditions and guarantees regarding the products and designs and information set out in this document, and any other goods or services supplied or provided by Adbri Masonry to the customer that are implied by law (including the general law) or custom. While Adbri Masonry does not exclude, restrict or modify any guarantees, warranties and conditions implied by applicable laws that cannot lawfully be excluded, restricted or modified, including but not limited to those set out in the Australian Consumer Law, to the maximum extent permitted by law Adbri Masonry's liability to any party for a breach of any such applicable non-excludable terms is limited to, at the option of Adbri Masonry: (a) in the case of goods - replacement of the goods, the supply of equivalent goods, repair of the goods, payment of the cost of replacing the goods or acquiring equivalent goods, or payment of the costs of having the goods repaired; and (b) in the case of services - the supply of the services again or payment of the cost of having the services supplied again.

Let's do a  
project today!



For the full range of my hints, tips and DIY videos  
visit us at [adbrimasonry.com.au/diy](http://adbrimasonry.com.au/diy)

### Retaining Wall Landscape Solutions

TAS - June 2014

ABMXXXX

Adbri Masonry Pty Ltd  
ABN: 31 009 687 521

The Adbri Masonry logo is a registered trade mark of Adbri Masonry Pty Ltd.  
Natural Impressions® and Vertica® are registered trade marks of Anchor Wall Systems, Inc, used with permission.

**adbri**MASONRY  
inspired living

### Contact Us



[adbrimasonry.com.au](http://adbrimasonry.com.au)



1300 365 565



[enquiries@adbri.com.au](mailto:enquiries@adbri.com.au)